

Frequently Asked Questions (FAQs)

NCDEX Certified Introduction to Technical Analysis

Q1. I have taken enrollment in NCDEX Certified Introduction to Technical Analysis .How do I start the course?

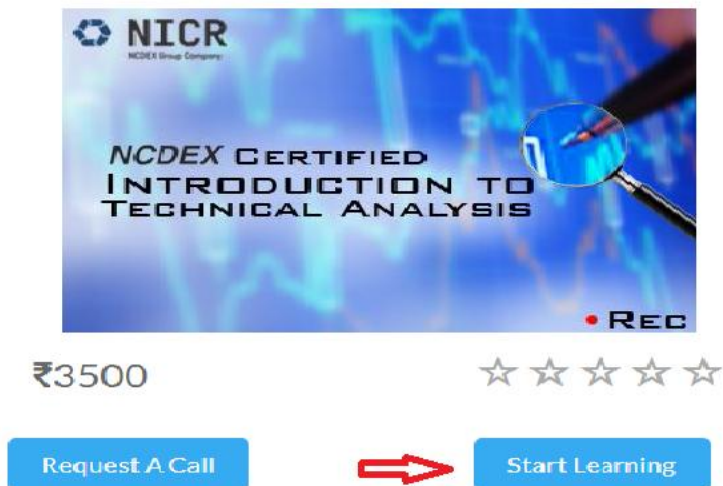
Answer:

After taking admission in NCDEX Certified Introduction to Technical Analysis, follow the following steps to start the course:

Steps for starting the course:

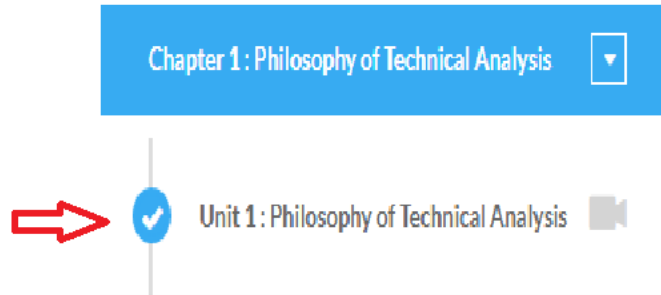
1. Login to www.elearnmarkets.com
2. Click on [My Courses](#)
3. Click on **NCDEX Certified Introduction to Technical Analysis**
4. Click on Start Learning Tab(Refer to Screenshot 1)
5. Start watching the recorded videos serially(Refer to Screenshot 2)

Screenshot 1:



The screenshot shows a course card for 'NCDEX CERTIFIED INTRODUCTION TO TECHNICAL ANALYSIS' by NICR. The price is ₹3500 and it has a 5-star rating. Below the course card, there are two buttons: 'Request A Call' and 'Start Learning'. A red arrow points from the 'Request A Call' button to the 'Start Learning' button.

Screenshot 2:



Q2. Are there any additional study materials apart from the videos. If so how can I access them?

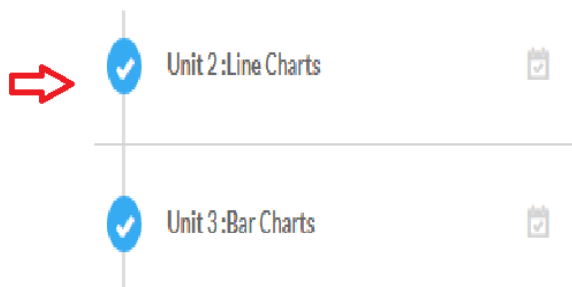
Answer:

Yes there are additional study materials available within the course itself.

The additional study materials are in the form of infographs

Refer to the Screenshot below:

Screenshot:



Q3: How long can I access the course?

Answer:

You can avail the course for 365 days anytime according to your convenience.

Q 4: What if I have doubts while undertaking the course?

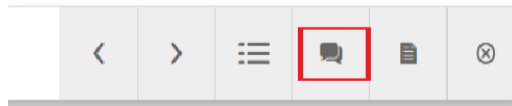
Answer:

You can post your doubts in the discussion forum. To post your queries in the discussion forum follow the following steps:

Steps to be followed to access the discussion forum:

1. Go to the video in which you are having doubts
2. Click on this icon(Refer to Screenshot 1)
3. A dialog box will open. Type the topic in which you are having doubt and the specific doubt you are having. Please provide as much details as possible.(Refer to Screenshot 2)

Screenshot 1:



Screenshot 2:

Discussion forum

Philosophy of Technical Analysis

Topic title here

Discussion content

Post

0 Topics

Q 5: How to take up the Examination process?

Answer:

- The student has to appear for an examination hosted on the website itself under “Test section >> Certification Test”
- **Note:** The certification test can be appeared by the candidate only once.
- In case of any further assistance, drop in an email to support@kredentacademy.com or call : 90516222555

Other Details:

- **Duration:** 1.5 hours.
- **Pattern of questions:** 50 multiple choice based question of 2 marks each.
- **Qualifying marks:** 50%.No negative marking for this course.

Q 6: I have successfully completed the examination, how will I receive the certificate?

Answer:

Once the participant successfully clears the examination, he/she will receive a 'Certificate of Participation' from NCDEX at their postal address.